



SCOUTING

Because without **OUTING** it
would just be **SC**

Prepared. For Life.™



BOY SCOUTS OF AMERICA®



Camping Merit Badge



Camping is one of the best-known methods of the Scouting movement. When he founded the Scouting movement in the early 1900s, Robert Baden-Powell encouraged every Scout to learn the art of living out-of-doors. He believed a young person able to take care of himself while camping, would have the confidence to meet life's other challenges too.

The Camping merit badge was one of the Original 57 Merit Badges issued by the Boy Scouts of America in 1911 and is Eagle required.

Prepared. For Life.™



Merit Badge Completion

- Similar to MB Midway, we will work through the knowledge portion of this MB. I want to hear from all of you during discussions.
- You will earn the Merit Badge when you have completed all the requirements of the MB and have a follow-up meeting with your Merit Badge Counselor.
- Camping MB Counselors in T61 are:
 - Joe Carrasco joecarrasco@gmail.com.
 - Kathleen Foster kathleenbfoster@gmail.com
 - John Tseng jytseng@yahoo.com
- Always copy your parent when communicating by email.
- An electronic copy of this presentation can be found at rwstroop61.org/reference.

Prepared. For Life.™



On Your Own Requirements

- Some of the requirements will be completed in this class, some in association with campouts, and some on your own. (You may be quizzed by your MB counselor on completion to verify your knowledge)
- Requirement #2 - Written Leave No Trace plan
- Requirement #3 - Written plan for an overnight trek
- Requirement #9 - Show experience in camping by doing:
 - 9a: 20 nights of camping (only one summer camp counts)
 - 9b: Do two of the following (to be explained later)
 - 9c: Conservation project (to be explained later)
- After you have completed requirements 2, 3, & 9, schedule a meeting with a Camping MB counselor to sign off on the requirements and earn the badge.

Prepared. For Life.™





What you need

- **The Camping MB book. You must have read the book.**
- **A Blue Card**
- **The Camping Merit Badge workbook**
 - Complete the workbook as we discuss the topics!
- **When we meet again to sign off on the MB, I will ask to see your workbook. If it is not complete, I will probably quiz you on what is not complete. I will also need to see completed requirements 2 & 3.**

Prepared. For Life.™





Requirement 1A & 1B

- 1A - What are the most likely hazards you may encounter while participating in camping activities and what you should do to anticipate, help prevent, mitigate, and respond to these hazards.
- 1B - Why it is important to be aware of weather conditions before and during your camping activities. Tell how you can prepare should the weather turn bad during your campouts.



Prepared. For Life.™





Requirement 1C – First Aid

- Show that you know first aid for and how to prevent injuries or illnesses that could occur while camping, including hypothermia, frostbite, heat reactions, dehydration, altitude sickness, insect stings, tick bites, snakebite, blisters, and hyperventilation.



Prepared. For Life.™



Requirement 2 - Leave No Trace

- Plan ahead and prepare
- Travel and camp on durable surfaces
- Dispose of waste properly
- Leave what you find
- Minimize campfire impacts
- Respect wildlife
- Be considerate of other visitors



Prepared. For Life.™





Requirement 2 – Outdoor Code

As an American, I will do my best to -

- **Be clean in my outdoor manners,** (I will treat the outdoors as a heritage. I will take care of it for myself and others. I will keep my trash and garbage out of lakes, streams, fields, woods, and roadways.)
- **Be careful with fire.** (I will prevent wildfire. I will build my fires only where they are appropriate. When I have finished using a fire, I will make sure it is cold out. I will leave a clean fire ring, or remove all evidence of my fire.)
- **Be considerate in the outdoors.** (I will treat public and private property with respect. I will use low-impact methods of hiking and camping.)
- **And Be conservation minded** (I will learn how to practice good conservation of soil, waters, forests, minerals, grasslands, wildlife, and energy.. I will urge others to do the same.)

Prepared. For Life.™





Requirement 2 – Personal Plan (Do this on your own)

- Write a personal plan for implementing the Outdoor Code principles on your next outing.
- Complete and enter into MB workbook.
- Example: **I will practice Leave no Trace** principles at our next camp outing. **I will be clean in my outdoor manners** by making sure that I do not litter next time I camp. I will pickup all trash that I see even if it does not belong to me. **I will be careful with fire** by only starting fire' in authorized fire pits. I will never burn plastic or items not intended to be burned. I will not poke the fire with a stick and then wave it around..... etc.

Prepared. For Life.™





Requirement 3 – Make a Camping Plan (Do this on your own)

- Make a written plan for an overnight trek and show how to get to your camping spot using a topographical map and one of the following:
 - a) A compass
 - b) A GPS receiver
 - c) A smartphone with a GPS app
- <http://topomaps.pickatrail.com/> has free topographic (“topo”) maps you can print.

Prepared. For Life.™





I want to go to Zion National Park



Prepared. For Life.™



Example – Zion NP

- Zion National Park.
- Obtain wilderness permit for Narrows Camp
- Prepare camping equipment for one night backpacking camping trip. (including waste disposal gear) Special precautions for river hike and keeping gear dry.
- Use GPS to determine travel direction
- Take bus to Temple of Sinawava stop
- Hike up river approximately 3.5 miles along map route to Big Springs. Use GPS to follow trail.
- Camp at Big Springs. Eat dinner and breakfast. Return on day 2 via same trail.



Prepared. For Life.™





Requirement 4A – Make a duty roster

- Make a duty roster showing how your patrol is organized for an actual overnight campout. List assignments for each member.
- Troop forms (10 essentials list, camping personal gear list, menu planner, & duty roster) can be found at: <http://rwstroop61.org/reference/>
- PLs keep blank copies of the menu planner, & duty roster in their Patrol binder.

Prepared. For Life.™





Requirement 4B – Plan an actual campout

- Help a Scout patrol or a Webelos Scout unit in your area prepare for an actual campout, including creating the duty roster, menu planning, equipment needs, general planning, and setting up camp.
 - Duty roster,
 - Menu planning,
 - Equipment needs,
 - General planning,
 - Setting up camp.

Prepared. For Life.™





Requirement 5A – Clothing

- Prepare a list of clothing you would need for an overnight campout in both warm weather and cold weather.
 - Warm weather
 - Cold weather
- Explain the term layering



Prepared. For Life.™



Requirement 5B - Footwear

- Discuss footwear for different kinds of weather and how the right footwear is important for protecting your feet.



Prepared. For Life.™



Requirement 5C – Equipment care

- Explain the proper care and storage of camping equipment (clothing, footwear, bedding, etc.).



Prepared. For Life.™



Requirement 5D & 5E – Outdoor Essentials & Inspection

- List the outdoor essentials necessary for any campout, and explain why each item is needed. What do you need to go camping?
- Present yourself to your Scoutmaster with your pack for inspection. Be correctly clothed and equipped for an overnight campout.

Prepared. For Life.™





Requirement 6A - Tents

- Describe the features of four types of tents, when and where they could be used, and how to care for tents. (tarp, a-frame, dome, wall)

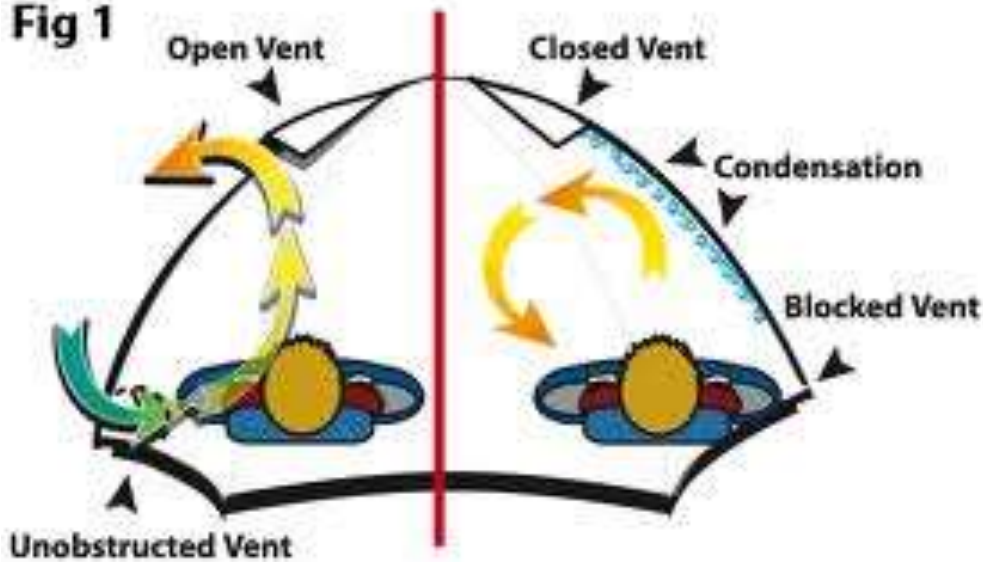


Prepared. For Life.™



Tent Ventilation, Rain Fly, & when to stake

Fig 1




Prepared. For Life.™



Requirement 6B – Camp sanitation

- Discuss the importance of camp sanitation and tell why water treatment is essential.
- Demonstrate two ways to treat water.



Prepared. For Life.™



Requirement 6C – Where to pitch your tent

- Describe the factors to be considered in deciding where to pitch your tent.

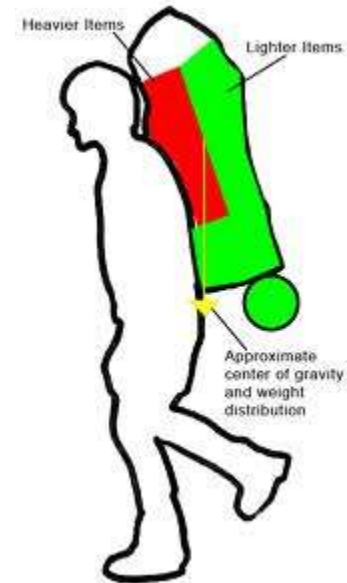


Prepared. For Life.™



Requirement 6D – Packs

- Tell the difference between internal- and external-frame packs
- Discuss the advantages and disadvantages of each.
 - Internal Frame Pack
 - External Frame Pack



Prepared. For Life.™





Requirement 6E – Sleeping bags

- Discuss the types of sleeping bags and what kind would be suitable for different conditions.
- Explain the proper care of your sleeping bag and how to keep it dry.
- Make a comfortable ground bed. (Do during next camping trip)



Prepared. For Life.™





Requirement 7A – Prepare for campout with your Patrol

- Prepare for an overnight campout with your patrol by doing the following:
- Make a checklist of personal and patrol gear that will be needed.
- Pack your own gear and your share of the patrol gear and food for proper carrying. Show that your pack is right for quickly getting what is needed first, and that it has been assembled properly for comfort, weight, balance, size and neatness.

Prepared. For Life.™





Requirement 8A - Stove

- Explain the safety procedures for:
 - Using a propane or butane / propane stove
 - Using a liquid fuel stove
 - Proper storage of extra fuel



Prepared. For Life.™





Requirement 8B - Stove

- Discuss the advantages and disadvantages of different types of lightweight cooking stoves.



Prepared. For Life.™



Requirement 8C - Menu



- Prepare a camp menu. Explain how the menu would differ from a menu for a backpacking or float trip.
- Give recipes and make a food list for your patrol. Plan two breakfasts, three lunches, and two suppers. (Do on your own)
- Discuss how to protect your food against bad weather, animals, and contamination.



Prepared. For Life.™



Example

- Cous Cous with chicken, peas and corn

2 cups cous cous, 1 package concentrated chicken broth, 1 cup each dehydrated peas and corn, 1/2 cup dehydrated chicken. 2 cups water.

BEFORE CAMP: Mix dry ingredients at home. Store in plastic bag.

AT CAMP: Boil water. Add dry ingredients & broth concentrate. Stir in chicken. Bring to boil and allow to sit covered for 10 min. Makes 2 large servings.

- Think “dry”. Look for instant meals/boxes at supermarket that you add only water to. Remove items from box packaging and repack.
- You will have no refrigeration. Freeze dried or canned. Don't bring canned veggies, too much water weight. Save cans for meats like chicken. Bagged meats are even better.

Prepared. For Life.™





Requirement 8D – Menu

- While camping in the outdoors, cook at least one breakfast, one lunch, and one dinner for your patrol from the meals you have planned for requirement 8c. At least one of those meals must be a trail meal requiring the use of a lightweight stove.
- No double dipping on this requirement – these should be separate from meals cooked for Cooking Merit Badge or rank requirements. You can borrow a lightweight stove from the troop quartermaster or ASM.

Prepared. For Life.™





Requirement 9A – Go Camping

- Camp a total of at least 20 nights at designated Scouting activities or events. One long-term camping experience of up to six consecutive nights may be applied toward this requirement. Sleep each night under the sky or in a tent you have pitched. If the camp provides a tent that has already been pitched, you need not pitch your own tent.

Document in your book!

Prepared. For Life.™





Requirement 9B – Do two of these

On any of these camping experiences, you must do TWO of the following, only with proper preparation and under qualified supervision:

- Hike up a mountain where, at some point, you are at least 1,000 feet higher in elevation from where you started.
- Backpack, snowshoe, or cross-country ski for at least 4 miles.
- Take a bike trip of at least 15 miles or at least four hours.
- Take a non-motorized trip on the water of at least four hours or 5 miles.
- Plan and carry out an overnight snow camping experience.
- Rappel down a rappel route of 30 feet or more.

Prepared. For Life.™





Requirement 9C – Conservation Project

- Perform a conservation project approved by the landowner or land managing agency. This can be done alone or with others. Examples:
 - Trash removal at a campground
 - Trail improvements like blocking trail short cut trails or placing rocks to mark trails.
 - Clean out fire rings.
- Check with ASM when you go camping or to summer camp if there are any opportunities.

Prepared. For Life.™





Requirement 10 – What you learned

- Discuss how the things you did to earn this badge have taught you personal health and safety, survival, public health, conservation, and good citizenship. (Do on your own). I will probably ask you this question when we close out the MB.

Prepared. For Life.™

